


ACRYLIC TEXTURE, SPATTER & GLAZING

Paper Viewfinders Handout

1. On your canvas draw a light diagonal line with willow charcoal, corner to corner. Any point on that line will give you the corner at an identical proportion to the whole canvas.





2. Using a pair of L-shaped paper viewfinders, estimate the crop you want. Be adventurous- look at changing the angle, placement and tightness of the crop. Make sure your estimate is roughly the same height to width ratio as your canvas. Mark on your photo a light pencil line at the 3 sides that are most critical- there will be one side left where placement of the edge isn't so vital.
3. On your photo, place one corner where you want it with an L shaped viewfinder. Lightly tape it down.
4. On your photo, use a strip of paper to locate the third edge of either height or width -whichever is most essential to including your chosen elements. Tape it down.
5. You now have one measurement defined on your photo between the two defined sides (the base of the "U" you have made- measure it with a ruler.

www.artstree.com.au



0437 146 359

Please ensure artists get paid: make your friends buy their own copy from Arts Tree!



6. On your canvas, parallel to the lower edge, find the place where that measured height crosses the diagonal you drew earlier, and mark it. That is where your other corner will be. Connect those two marks with a line drawn lightly on your canvas.




www.artstree.com.au




0437 146 359

Please ensure artists get paid: make your friends buy their own copy from Arts Tree!

© Arts Tree 2017



7. On your canvas, parallel to the side, now measure a line down from that marked corner to the bottom edge of the canvas..
8. Take that measurement from the canvas and mark it on your photo to define where the last edge of your picture window goes.



9. On your photo, use a strip of paper to define that edge.
10. Now you have a picture window around your image that corresponds exactly to the proportions of your canvas. That will make drawing it up accurately a whole lot faster and easier.

www.artstree.com.au



0437 146 359

Please ensure artists get paid: make your friends buy their own copy from Arts Tree!

© Arts Tree 2017